



Quick Start

Smart Home product
Quick Start Guide



Thank you for selecting
Smart Home product

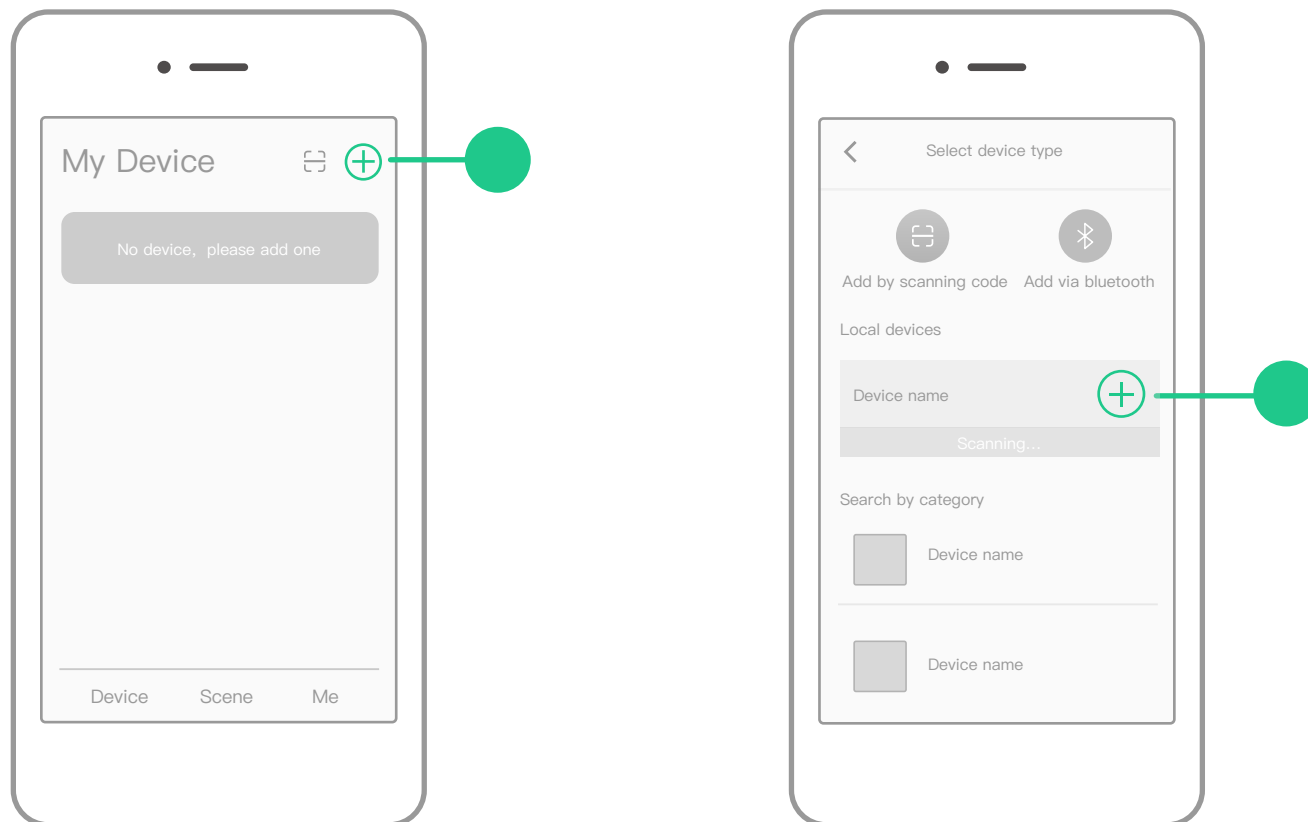
1 Start setting

Download the latest version of Smart Home APP in App Store or scan the QR code below to get it.

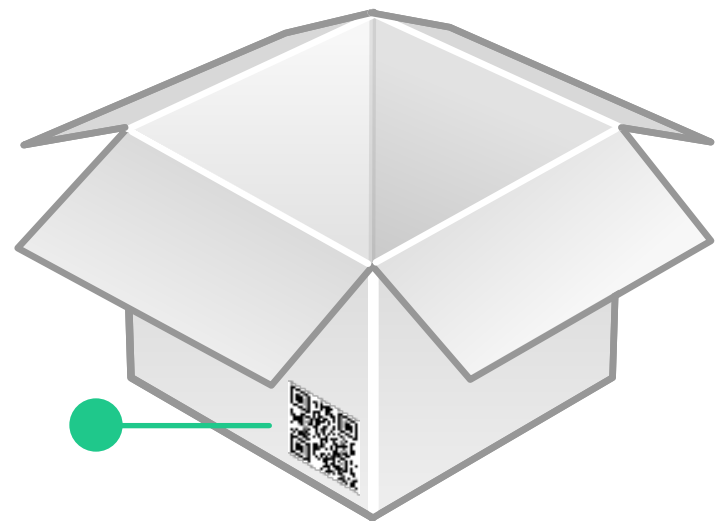



2 Connect your device to the network

1. Find "+" in the upper right corner of the home page, then tap "add"; you can also add a device by scanning the QR code or finding the device by classification, or via bluetooth.



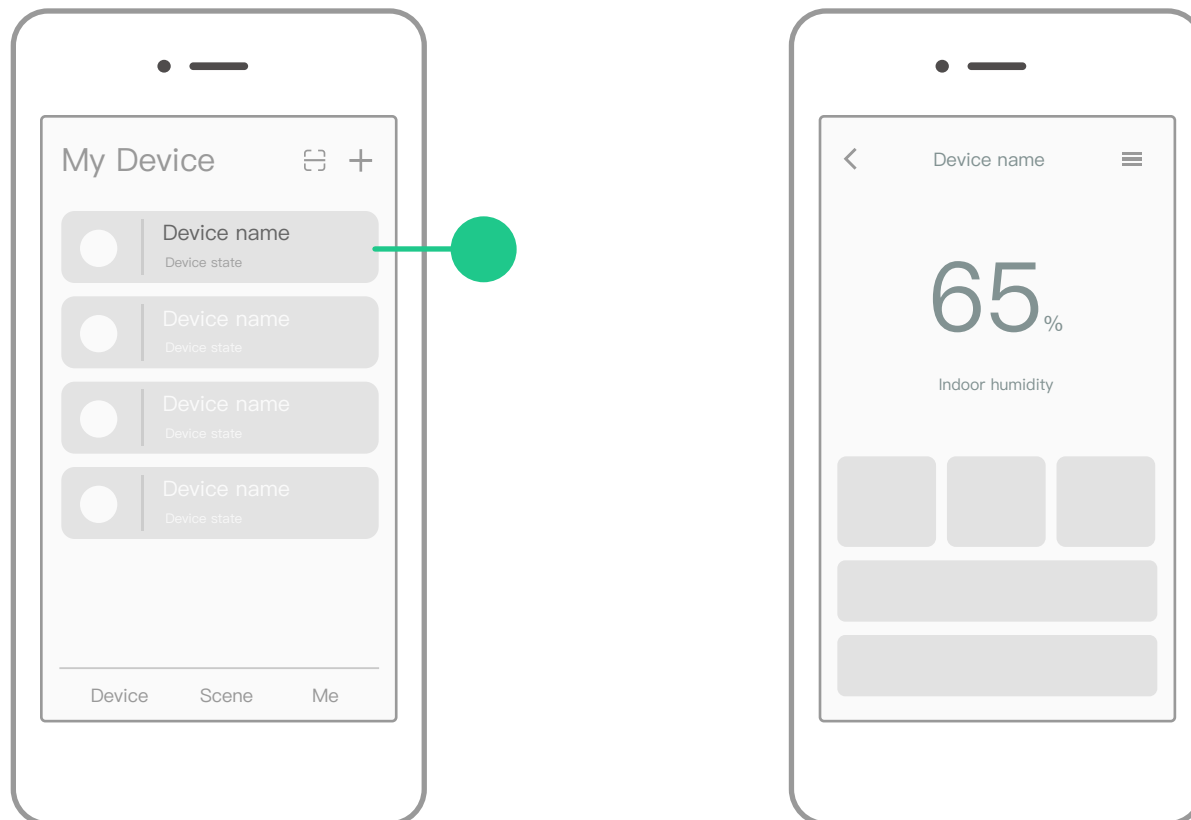
2. Find and scan the QR code for network connection, which may be on the packing box or on the device.



3. Follow the network connection guide to find the button for connection, then connect the device to the network.

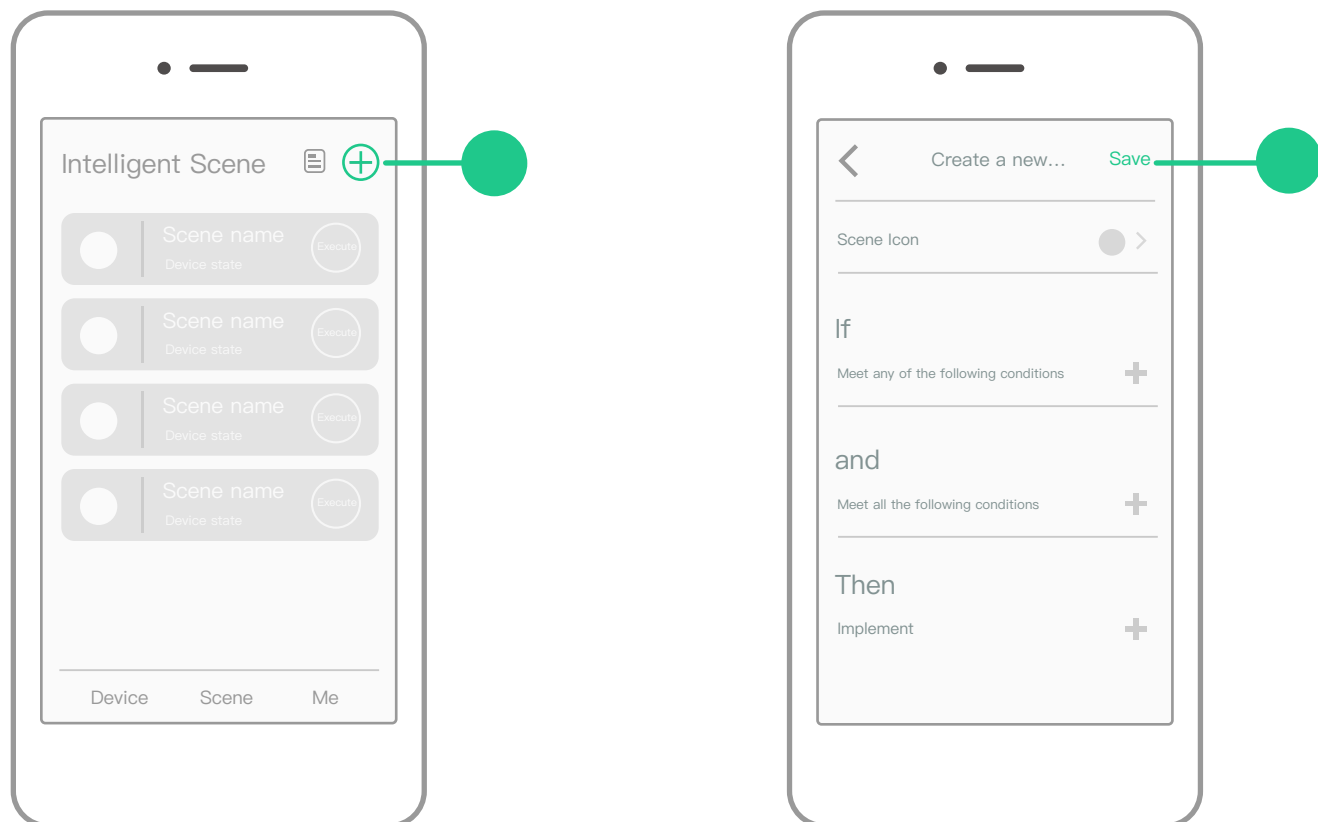
3 Device control

The device list contains all the Smart Home devices you have added. Tap to open the panel page, where you can control the device.



4 Intelligent scene

You can add intelligent scenes by tapping "+" in the upper right corner of scene page, and customize smart scene according to your devices.



5 FAQ

1. What can I do if it fails to add my device?

Make sure your device has been set to the network connection status according to the the initial instruction;

Make sure you have entered the correct WiFi SSID and password.

Make sure the device is close to router.

Make sure your router has been set as 2.4GHz rather

Connect your device to the network check in the router management settings.

If all the above methods don't work, please change to the hotspot mode.

2. Can I share the same device with my family?

Yes. First of all, your family member should download "Smart Home" App and sign up an account. Then, you can

select the device you want to share in "Me"-"Share". Finally, tap "Add share user" and input your family member's account.

It's mainly because of network problem. Please check the network status of your WiFi and mobile cellular.

3. Is there any other language besides Chinese?

Yes. You can select other language in "Me"-"Settings"-"Language".

4. Why is there response lag in App remote control?

5. How can I distinguish two identical devices?

It is recommended that you modify the device name by tapping the area in the upper right corner of the device page after unbinding the device to differentiate them.








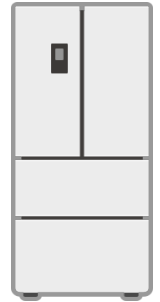

6. How to add intelligent scene?

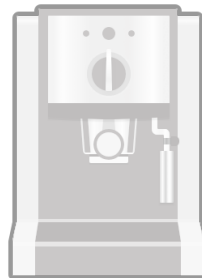

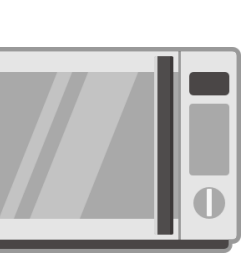
You can add intelligent scene by tapping "+" in the upper right corner of scene page.

You can set "If", "Satisfy" and "Then" for each scene. "If": meet any one of the conditions. "Satisfy": meet all the conditions. "Then": implement an action. You can build your own smart home by setting scenes.

7. Will the change of mobile phone affect the control and management of my device?

Our App provides you with cloud technical service of Alibaba Cloud, and all the device information is stored in the cloud, phone changing will not affect.





Smart Home